

beledi XL

Accessories

END CAP SET

Standard

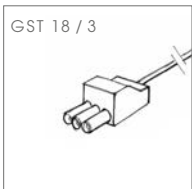
DALI

End caps including power connector



7000 0211
7000 0210


7000 0212
7000 0213



CONNECTOR

Longitudinal connector including attachment set

7000 0214



CONDUCTOR RAIL MODULE

Standard


DALI

Anodised aluminium extrusion profile module
(silver, black) or powder-coated (white),
3-phase conductor rail insert (L = 550 mm)
including power feed, module L = 750 mm



7000 0253
7000 0254
7000 0255

7000 0256
7000 0257
7000 0258



beledi XL

Accessories

EMPTY MODULE WITH COVER

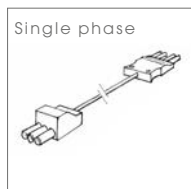
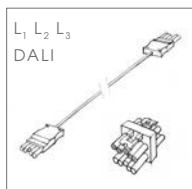
Anodised aluminium extrusion profile module (silver, black) or powder-coated (white), with aluminium cover, L = 750 mm

■	7000 0259
■	7000 0260
□	7000 0261



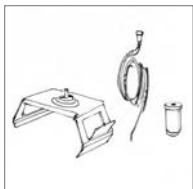
FEED-THROUGH WIRING

	L ₁	L ₂	L ₃	Single phase	DALI
Feed-through wiring with tap L = 1,600 mm (single phase L = 2,000 mm)	S 7000-6	S 7000-7	S 7000-8	765Y 2000g	S 7000-9



SUSPENSION SYSTEMS

	1.250 mm	3.000 mm	6.000 mm
Mounting brackets including steel cable hanging set	7000 0207	7000 0208	7000 0209



CEILING ATTACHMENTS

	Ceiling	Caddy
Mounting brackets for direct ceiling installation (lockable) or for caddy clip including hexagonal nut	7000 0215	7000 0216

